



Leichhardt Poll

Prepared for Australian Marine Conservation Society
June 2016

1

Methodology



Methodology

This study was conducted amongst voters in the electorate of Leichhardt between Tuesday 31 May and Wednesday 1 June, 2016.

The sample is 400 voters, distributed throughout all the postcode areas within Leichhardt.

Quotas based on age, gender and postcode were applied to ensure that the sample composition reflects the population.

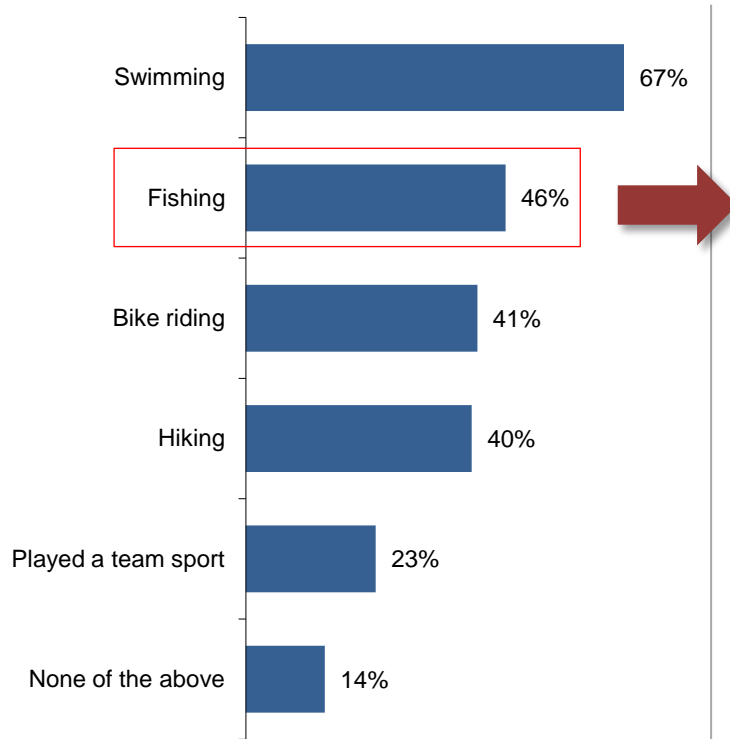
Interviews were conducted using CATI (computer assisted telephone interviewing) with telephone numbers randomly selected from Sample Pages. All interviewers were personally trained and briefed on the requirements of the study.

Following the completion of interviewing, the data was weighted by postcode, age and gender to reflect the latest ABS population estimates.

2

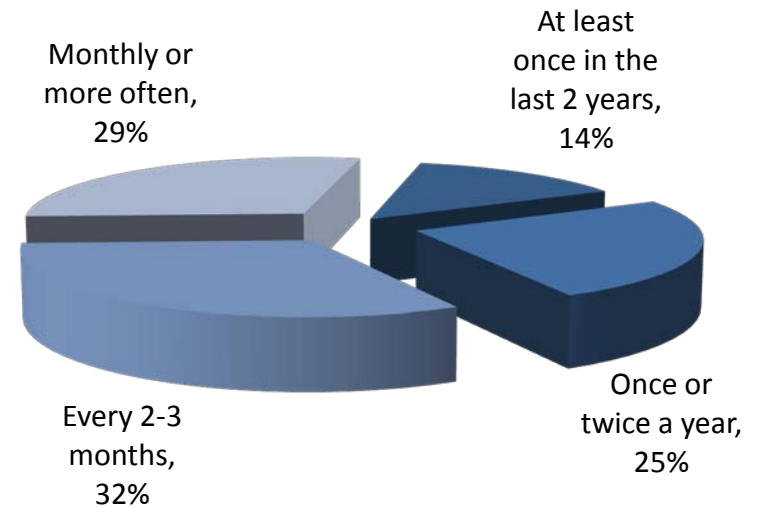
Main Findings

Just under half of voters (46%) in the Leichhardt electorate have been fishing in the past 2 years with 29% of those fishing monthly



Base: total n=400

QB1: Thinking now about how you spend your spare time. Which of these activities, if any, have you done in the last two years?



Base n=169

QB2: Thinking now about fishing. How often have you gone fishing in the past 2 years?

QB1. Thinking now about how you spend your spare time. Which of these activities, if any, have you done in the last two years?

	Total	Men	Women	18-34 years	35-49 years	50 years +
	%	%	%	%	%	%
Fishing	46	56	37	57	57	33
Bike Riding	41	44	39	45	54	31
Hiking	40	41	39	46	44	34
Swimming	67	62	72	74	75	59
Played a team sport	23	23	20	34	31	11
None of the above	14	12	16	6	10	21

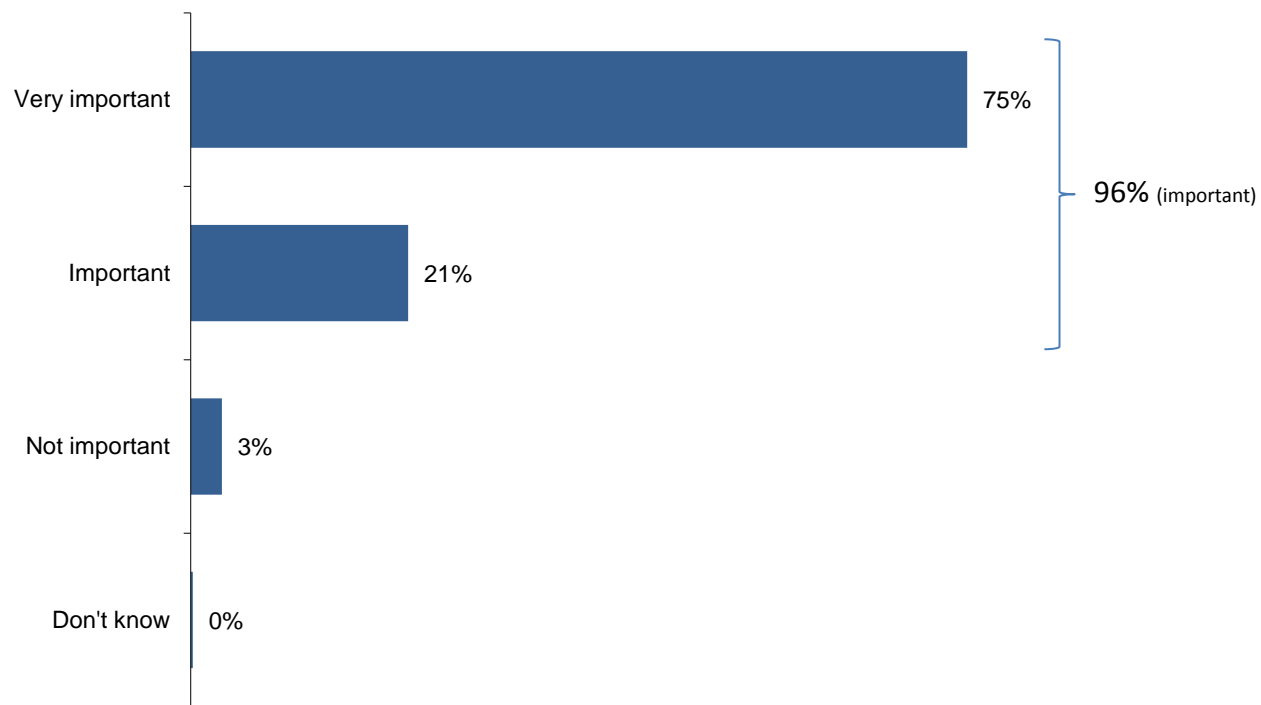
	Total	Labor	LNP	Green	Other
	%	%	%	%	%
Fishing	46	51	46	38	46
Bike Riding	41	38	49	51	32
Hiking	40	34	41	49	42
Swimming	67	75	67	67	57
Played a team sport	23	26	27	17	8
None of the above	14	10	12	11	26

QB2. Thinking now about fishing. How often have you gone fishing in the past 2 years?

	Total	Men	Women	18-34 years	35-49 years	50 years +
	%	%	%	%	%	%
Monthly or more often	29	38	15	38	21	27
Every 2-3 months	32	29	37	34	39	24
Once or twice a year	25	23	27	19	22	35
At least once in the last 2 years	14	10	20	9	19	14

	Total	Labor	LNP	Green	Other
	%	%	%	%	%
Monthly or more often	29	30	20	37	24
Every 2-3 months	32	32	33	16	38
Once or twice a year	25	28	30	43	8
At least once in the last 2 years	14	10	17	4	30

The vast majority (96%) believe tourism to marine parks, such as those in place on the Great Barrier Reef and in the Coral Sea, is important for the local economy with as many as 75% believing it is very important



Base: total n=400

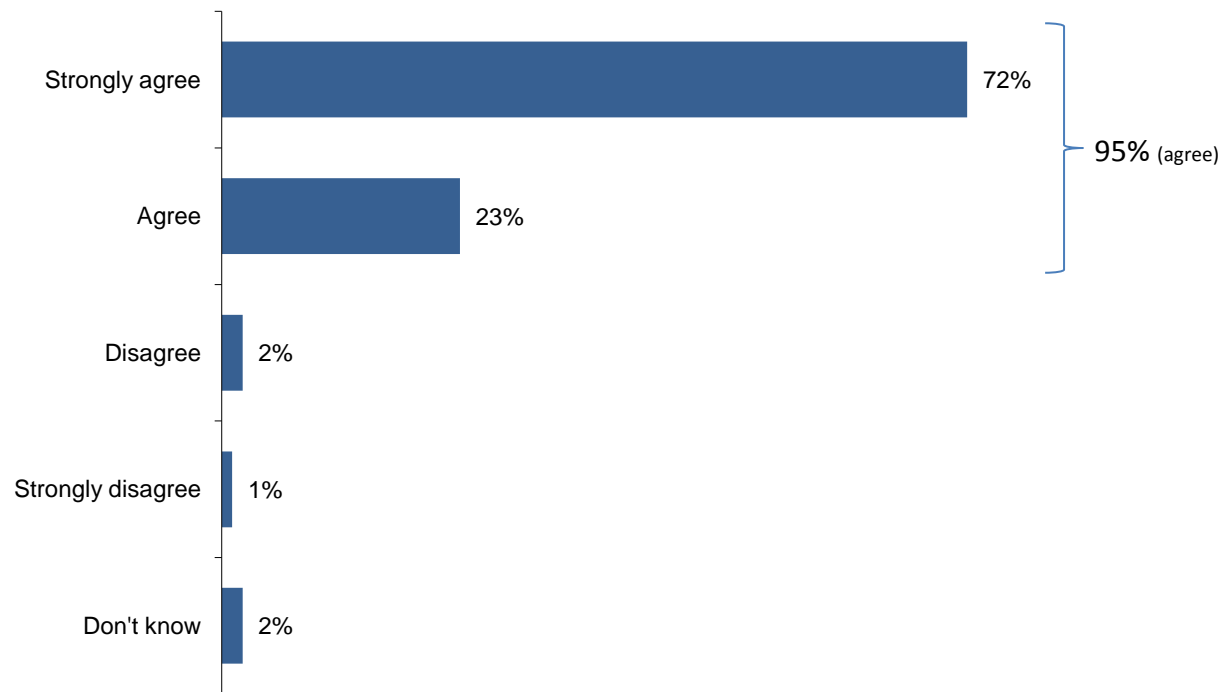
QB3: How important do you believe tourism to marine parks, such as those in place on the Great Barrier Reef and in the Coral Sea, is for the local economy?

QB3: How important do you believe tourism to marine parks, such as those in place on the Great Barrier Reef and in the Coral Sea, is for the local economy?

	Total	Men	Women	18-34 years	35-49 years	50 years +	Fish monthly or more often	Fish less than monthly	Have not fished in last 2 yrs
	%	%	%	%	%	%	%	%	%
Very important	75	75	75	68	73	80	65	73	78
Important	21	20	22	30	24	14	25	23	19
<u>Net important</u>	<u>96</u>	<u>95</u>	<u>98</u>	<u>97</u>	<u>98</u>	<u>95</u>	<u>91</u>	<u>96</u>	<u>98</u>
Not important	3	5	2	3	2	5	9	4	2
Don't know	0	1	0	0	1	0	0	0	0

	Total	Labor	LNP	Green	Other
	%	%	%	%	%
Very important	75	70	81	86	64
Important	21	25	17	14	32
<u>Net important</u>	<u>96</u>	<u>95</u>	<u>98</u>	<u>100</u>	<u>96</u>
Not important	3	5	2	0	4
Don't know	0	0	0	0	0

The vast majority (95%) agree that maintaining a reputation for unspoilt nature experiences in marine parks, such as those in place on the Great Barrier Reef and in the Coral Sea, is important for Queensland's tourism industry with as many as 72% strongly agreeing



Base: total n=400

QB4: To what extent do you agree or disagree that maintaining a reputation for unspoilt nature experiences in marine parks, such as those in place on the Great Barrier Reef and in the Coral Sea, is important for Queensland's tourism industry?

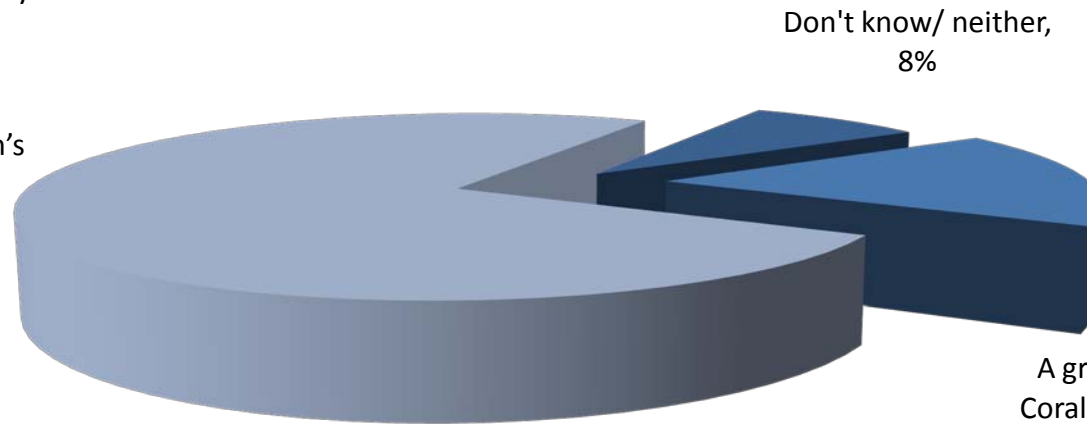
QB4: To what extent do you agree or disagree that maintaining a reputation for unspoilt nature experiences in marine parks, such as those in place on the Great Barrier Reef and in the Coral Sea, is important for Queensland's tourism industry?

	Total	Men	Women	18-34 years	35-49 years	50 years +	Fish monthly or more often	Fish less than monthly	Have not fished in last 2 yrs
	%	%	%	%	%	%	%	%	%
Strongly agree	72	67	76	74	73	70	72	70	73
Agree	23	28	19	23	24	24	28	24	22
<u>Net agree</u>	<u>95</u>	<u>96</u>	<u>95</u>	<u>96</u>	<u>97</u>	<u>94</u>	<u>100</u>	<u>94</u>	<u>95</u>
Disagree	2	2	2	2	2	2	0	3	2
Strongly disagree	1	0	2	0	1	2	0	1	1
Don't know	2	2	2	1	0	3	0	2	2

	Total	Labor	LNP	Green	Other
	%	%	%	%	%
Strongly agree	72	76	70	85	59
Agree	23	20	25	13	32
<u>Net agree</u>	<u>95</u>	<u>97</u>	<u>95</u>	<u>97</u>	<u>91</u>
Disagree	2	2	3	1	3
Strongly disagree	1	0	0	0	3
Don't know	2	1	2	1	4

Three quarters of voters in Leichhardt (75%) believe protecting reefs and other important areas in the Coral Sea Marine Park as a green zone that provides sanctuary for marine life will boost business opportunities by enhancing the region's reputation among tourists

Protecting reefs and other important areas in the Coral Sea Marine Park as a green zone that provides sanctuary for marine life will boost business opportunities by enhancing the region's reputation among tourists, 75%



A green zone in the Coral Sea Marine Park would lock out mums and dads from being able to fish and damage jobs in the Australian fishing industry, 17%

Base n=400

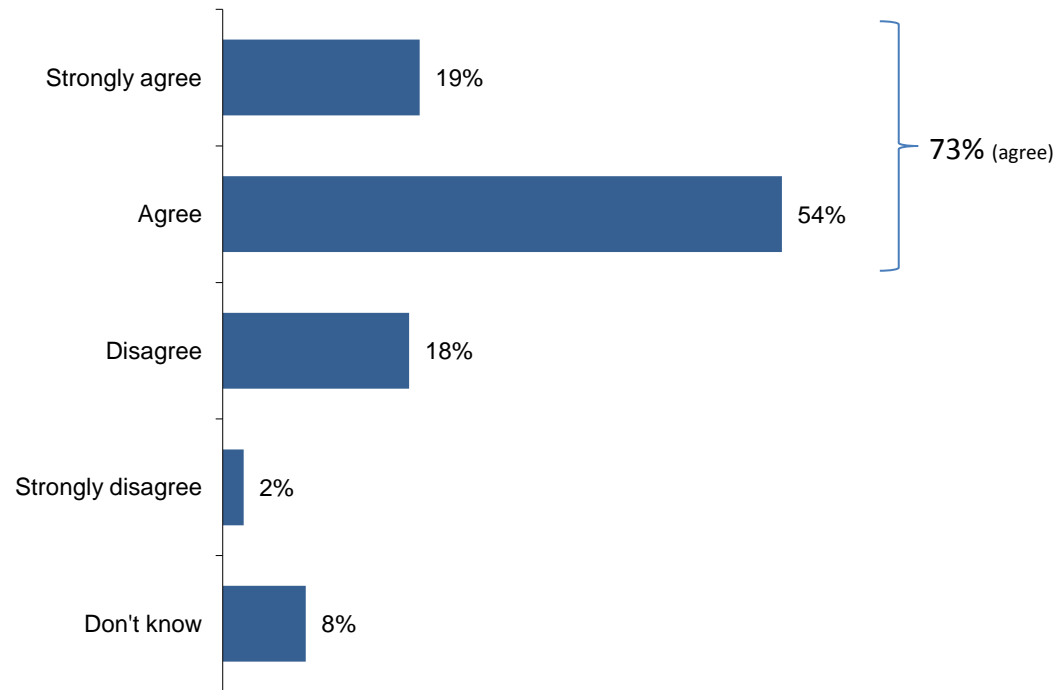
QB5: The Federal Government is conducting a review of the Coral Sea Marine Park. Which of these two statements about the Coral Sea Marine Park comes closest to your own views?

QB5: The Federal Government is conducting a review of the Coral Sea Marine Park. Which of these two statements about the Coral Sea Marine Park comes closest to your own views?

	Total	Men	Women	18-34 years	35-49 years	50 years +	Fish monthly or more often	Fish less than monthly	Have not fished in last 2 yrs
	%	%	%	%	%	%	%	%	%
Protecting reefs and other important areas in the Coral Sea Marine Park as a green zone that provides sanctuary for marine life will boost business opportunities by enhancing the region's reputation among tourists	75	71	78	83	76	69	72	74	76
A green zone in the Coral Sea Marine Park would lock out mums and dads from being able to fish and damage jobs in the Australian fishing industry	17	20	14	11	15	22	27	17	15
Don't know	8	9	7	6	8	9	2	9	9

	Total	Labor	LNP	Green	Other
	%	%	%	%	%
Protecting reefs and other important areas in the Coral Sea Marine Park as a green zone that provides sanctuary for marine life will boost business opportunities by enhancing the region's reputation among tourists	75	84	68	91	65
A green zone in the Coral Sea Marine Park would lock out mums and dads from being able to fish and damage jobs in the Australian fishing industry	17	10	26	3	23
Don't know	8	6	6	6	12

The majority of voters in Leichhardt (73%) agree that businesses, such as dive tour operators and game fishing charters, face uncertainty while the government's review of the Coral Sea Marine Park remains unresolved



Base: total n=400

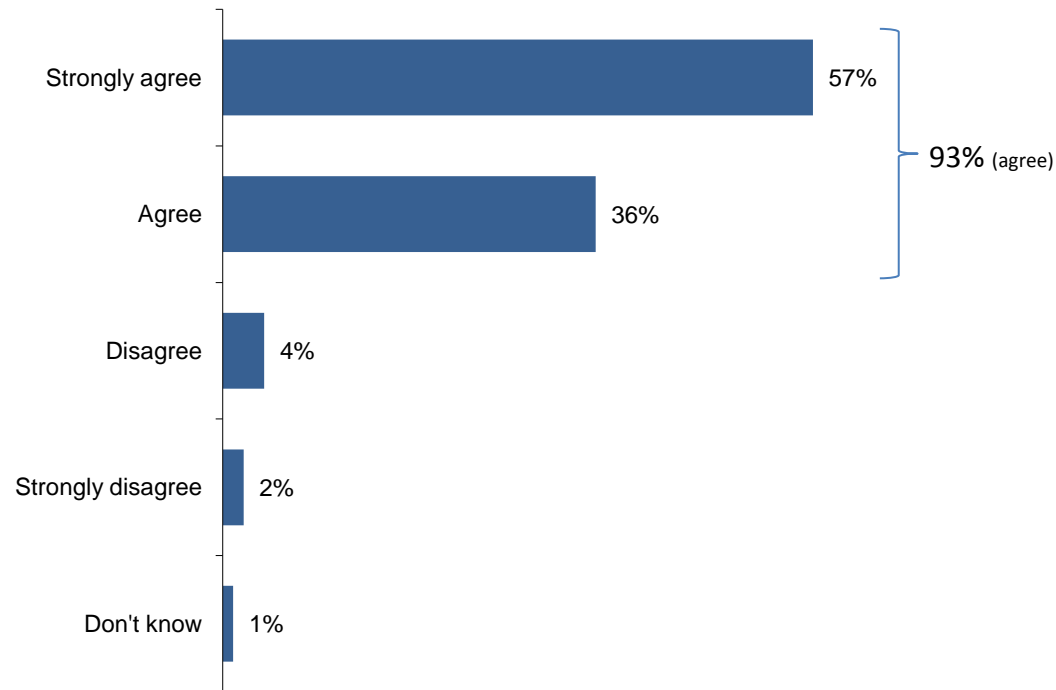
QB6: To what extent do you agree or disagree with the following statement? *Businesses, such as dive tour operators and game fishing charters, face uncertainty while the government's review of the Coral Sea Marine Park remains unresolved.*

QB6: To what extent do you agree or disagree with the following statement? *Businesses, such as dive tour operators and game fishing charters, face uncertainty while the government's review of the Coral Sea Marine Park remains unresolved.*

	Total	Men	Women	18-34 years	35-49 years	50 years +	Fish monthly or more often	Fish less than monthly	Have not fished in last 2 yrs
	%	%	%	%	%	%	%	%	%
Strongly agree	19	18	20	14	19	22	30	13	20
Agree	54	54	54	59	56	49	53	56	52
<u>Net agree</u>	<u>73</u>	<u>72</u>	<u>73</u>	<u>72</u>	<u>75</u>	<u>71</u>	<u>83</u>	<u>70</u>	<u>72</u>
Disagree	18	20	15	16	18	18	8	23	17
Strongly disagree	2	2	2	2	1	3	1	3	2
Don't know	8	6	9	9	7	8	8	5	9

	Total	Labor	LNP	Green	Other
	%	%	%	%	%
Strongly agree	19	17	23	12	21
Agree	54	66	48	58	48
<u>Net agree</u>	<u>73</u>	<u>83</u>	<u>71</u>	<u>70</u>	<u>69</u>
Disagree	18	14	21	21	23
Strongly disagree	2	2	2	1	3
Don't know	8	1	7	7	5

The vast majority of voters in Leichhardt (93%) agree that the health of the Great Barrier Reef and the Coral Sea are interlinked because they are located next to one another and protecting them both is important for their future and the tourism jobs that depend on them



Base: total n=400

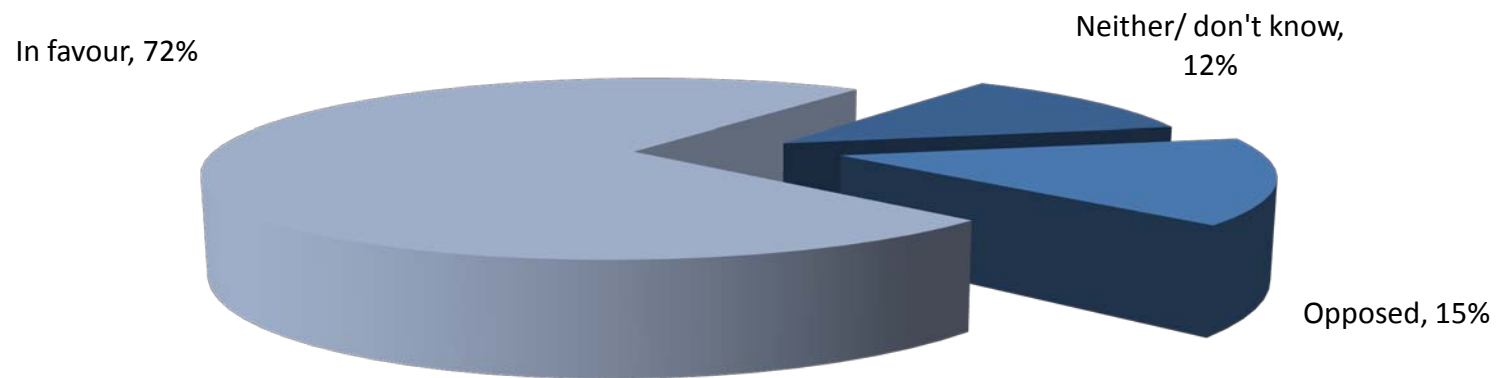
QB7: To what extent do you agree or disagree with the following statement? *The health of the Great Barrier Reef and the Coral Sea are interlinked because they are located next to one another and protecting them both is important for their future and the tourism jobs that depend on them.*

**QB7: To what extent do you agree or disagree with the following statement?
*The health of the Great Barrier Reef and the Coral Sea are interlinked because they are located next to one another and protecting them both is important for their future and the tourism jobs that depend on them.***

	Total	Men	Women	18-34 years	35-49 years	50 years +	Fish monthly or more often	Fish less than monthly	Have not fished in last 2 yrs
	%	%	%	%	%	%	%	%	%
Strongly agree	57	47	66	67	55	52	54	53	60
Agree	36	44	28	32	36	38	42	37	34
<u>Net agree</u>	<u>93</u>	<u>91</u>	<u>95</u>	<u>99</u>	<u>92</u>	<u>91</u>	<u>96</u>	<u>90</u>	<u>94</u>
Disagree	4	5	3	1	6	4	0	7	3
Strongly disagree	2	2	1	0	2	2	2	1	2
Don't know	1	2	1	0	1	3	2	2	1

	Total	Labor	LNP	Green	Other
	%	%	%	%	%
Strongly agree	57	65	42	80	46
Agree	36	31	45	18	46
<u>Net agree</u>	<u>93</u>	<u>97</u>	<u>86</u>	<u>98</u>	<u>92</u>
Disagree	4	1	9	0	6
Strongly disagree	2	0	3	2	2
Don't know	1	2	1	0	0

The majority of voters in Leichhardt (72%) are in favour of the Federal Government re-instating the protection zones in the Coral Sea Marine Park



Base n=400

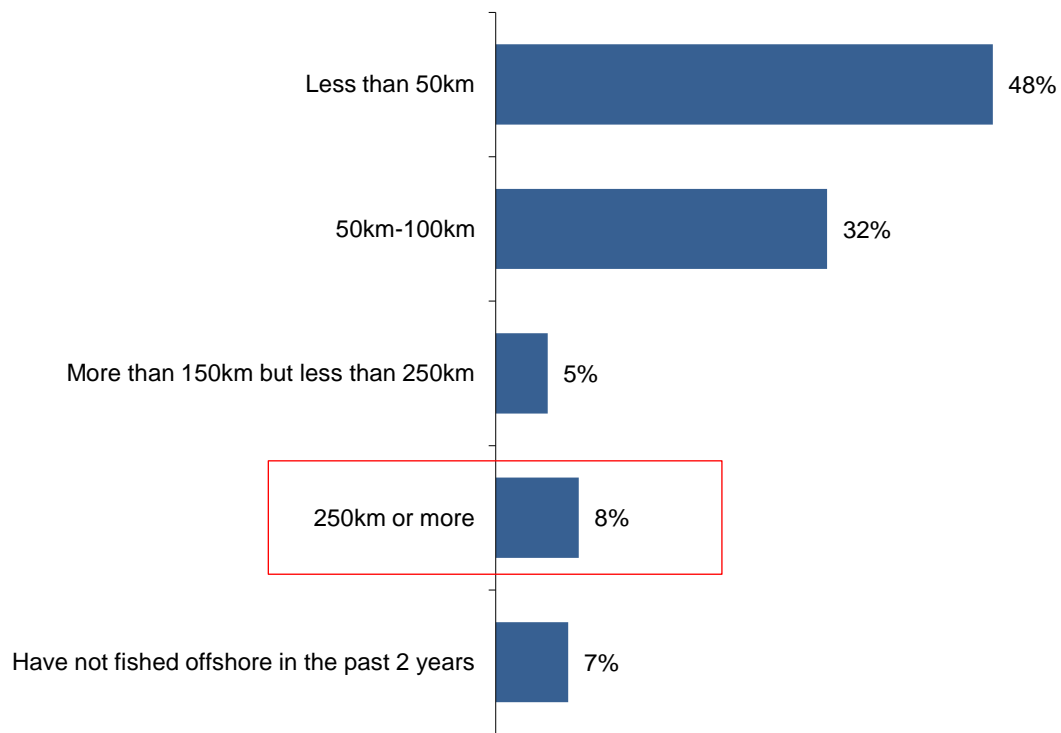
QB8: As part of the establishment of the Coral Sea Marine Park in 2012, the then Federal Government allocated funds to assist commercial fishers who were affected by the decision. Knowing that this fund is available to support affected commercial fishers, would you be in favour or opposed to the Federal Government re-instating the protection zones in the Coral Sea Marine Park?

QB8: As part of the establishment of the Coral Sea Marine Park in 2012, the then Federal Government allocated funds to assist commercial fishers who were affected by the decision. Knowing that this fund is available to support affected commercial fishers, would you be in favour or opposed to the Federal Government reinstating the protection zones in the Coral Sea Marine Park?

	Total	Men	Women	18-34 years	35-49 years	50 years +	Fish monthly or more often	Fish less than monthly	Have not fished in last 2 yrs
	%	%	%	%	%	%	%	%	%
In favour	72	72	73	84	73	65	76	72	72
Opposed	15	18	13	7	11	23	15	15	16
Neither/ don't know	12	11	14	9	17	11	9	13	13

	Total	Labor	LNP	Green	Other
	%	%	%	%	%
In favour	72	78	61	90	64
Opposed	15	16	25	3	20
Neither/ don't know	12	6	14	7	15

Just 8% of those who fish in Leichhardt have travelled 250km or more off the coast of Queensland to fish in the past 2 years



Base: total n=169

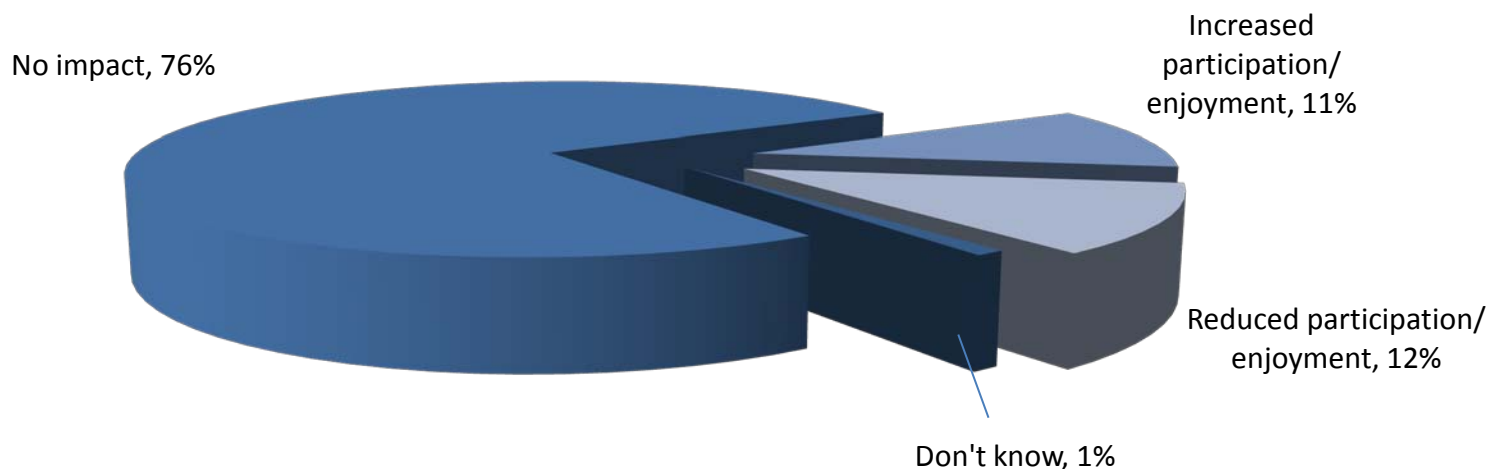
QB9: How far offshore from the Queensland coast have you ever been to fish?

QB9: How far offshore from the Queensland coast have you ever been to fish?

	Total	Men	Women	18-34 years	35-49 years	50 years +	Fish monthly or more often	Fish less than monthly
	%	%	%	%	%	%	%	%
Less than 50km	48	47	49	46	54	42	35	53
50-150km	32	37	26	33	29	35	38	30
More than 150km but less than 250km	5	8	2	6	5	6	7	5
<u>Net less than 250km</u>	<u>85</u>	<u>91</u>	<u>77</u>	<u>85</u>	<u>87</u>	<u>83</u>	<u>80</u>	<u>88</u>
250km or more	8	7	9	4	7	11	16	4
Have not fished offshore in past 2 years	7	2	14	11	5	5	4	8

	Total	Labor	LNP
	%	%	%
Less than 50km	48	53	50
50-150km	32	31	42
More than 150km but less than 250km	5	3	4
<u>Net less than 250km</u>	<u>85</u>	<u>88</u>	<u>96</u>
250km or more	8	8	4
Have not fished offshore in past 2 years	7	4	0

The majority of those who fish (87%) say the green zones in the Great Barrier Reef Marine Park have had no impact on (76%) or increased (11%) their participation/enjoyment of fishing



Base n=169

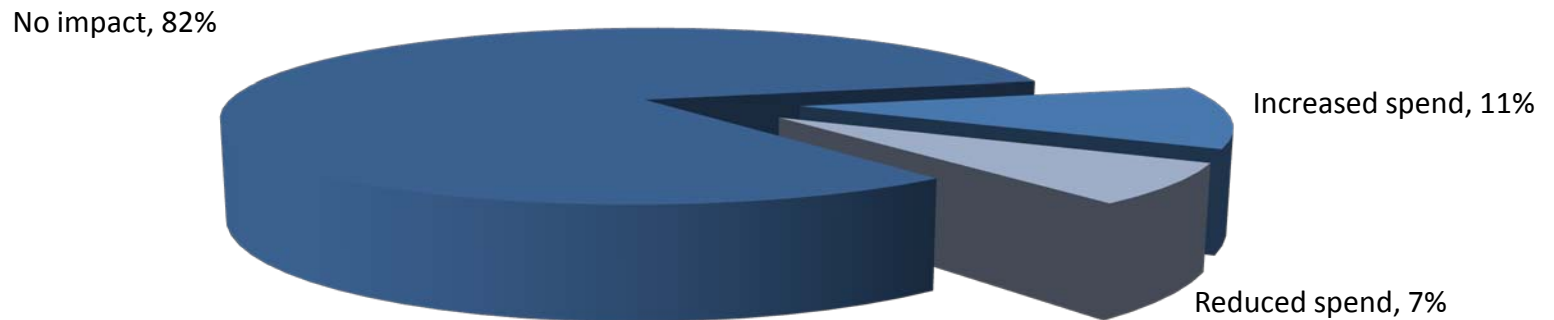
QB10: The Great Barrier Reef Marine Park was established in 2004. One third of the Park is a green zone. Anyone can enter a Marine Park green zone and participate in activities such as boating, swimming, snorkelling and sailing, however, fishing and taking other items away such as shells and coral is not allowed. In your experience, has the establishment of these green zones affected your participation or enjoyment of fishing?

QB10: The Great Barrier Reef Marine Park was established in 2004. One third of the Park is a green zone. Anyone can enter a Marine Park green zone and participate in activities such as boating, swimming snorkelling and sailing, however, fishing and taking other items away such as shells and coral is not allowed. In your experience, has the establishment of these green zones affected your participation or enjoyment of fishing?

	Total	Men	Women	18-34 years	35-49 years	50 years +	Fish monthly or more often	Fish less than monthly
Increased your participation/enjoyment	11	16	4	6	10	18	16	10
No impact	76	65	93	81	82	65	69	79
<u>Net increased/no impact</u>	<u>87</u>	<u>80</u>	<u>97</u>	<u>86</u>	<u>93</u>	<u>83</u>	<u>84</u>	<u>89</u>
Reduced your participation/enjoyment	12	18	2	14	7	15	15	10
Don't know	1	1	0	0	0	3	0	1

	Total	Labor	LNP
Increased your participation/enjoyment	11	15	8
No impact	76	73	73
<u>Net increased/no impact</u>	<u>87</u>	<u>88</u>	<u>82</u>
Reduced your participation/enjoyment	12	9	19
Don't know	1	3	0

The majority of those who fish (93%) say the Great Barrier Reef Marine Park has had no impact on (82%) or increased (11%) their spend on recreational fishing tackle, bait and boating associated equipment



Base n=169

QB11: How has the Great Barrier Reef Marine Park affected your spend on recreational fishing tackle, bait and boating associated equipment?

QB11: How has the Great Barrier Reef Marine Park affected your spend on recreational fishing tackle, bait and boating associated equipment?

	Total	Men	Women	18-34 years	35-49 years	50 years +	Fish monthly or more often	Fish less than monthly
Increased	11	13	8	14	6	14	22	6
No impact	82	78	89	79	89	79	74	86
<u>Net increased/no impact</u>	<u>93</u>	<u>91</u>	<u>97</u>	<u>93</u>	<u>94</u>	<u>93</u>	<u>96</u>	<u>92</u>
Reduced	7	9	3	7	6	7	3	8

	Total	Labor	LNP
Increased	11	16	5
No impact	82	80	89
<u>Net increased/no impact</u>	<u>93</u>	<u>96</u>	<u>94</u>
Reduced	7	4	6

3

Questionnaire

GALAXY RESEARCH

GALAXY JOB NO. 160609
To be fielded no later than
Wednesday, 1 June 2016

INTERVIEWER NAME: _____

QUESTIONNAIRE NO: _____

Interview Start Time: ____ / ____

Good afternoon/ evening, my name is...from Galaxy Research and we are conducting a poll about current issues. Could I please speak to the (PERSON) in the household who is enrolled to vote?

This will take about four minutes to do, and if you have the time to complete the interview now...

WHEN PUT THROUGH TO SELECTED RESPONDENT REPEAT INTRODUCTION BEFORE PROCEEDING

IF SELECTED RESPONDENT UNABLE TO COMPLETE INTERVIEW AT TIME OF CALL ATTEMPT TO MAKE APPOINTMENT TIME FOR CALL BACK

IF SELECTED RESPONDENT REFUSES TERMINATE WITH THANKS

SECTION A - ASK ALL RESPONDENTS

A1. Can I just check, are you enrolled to vote in the upcoming Federal election? Yes1 * A2
No2 # Term

ASK IF ELIGIBLE TO VOTE IE CODE 1 IN A1. CODE 2 TERMINATE WITH THANKS

ASK ALL QUALIFYING RESPONDENTS

A2. Are you aged ..? **READ OUT 1-4**

18 to 24.....	1
25 to 34.....	2
35 to 49.....	3
Or, 50 years or older	4
Refused.....	5

A3. RECORD GENDER

Male.....	1
Female.....	2

SECTION B - ASK ALL QUALIFYING RESPONDENTS

B1. Thinking now about how you spend your spare time. Which of these activities, if any, have you done in the last two years? **READ OUT 1-5 AND ROTATE**

	<u>MR</u>	
Fishing.....	1	* B2
Bike riding.....	2	# #
Hiking.....	3	#
Swimming.....	4	# B3
Played a team sport.....	5	#
None of the above	6	# #

ASK IF FISHED IN LAST 2 YEARS IE CODE 1 IN B1. OTHERS GO TO B3

B2. Thinking now about fishing. How often have you gone fishing in the past 2 years? Would that be...? **READ OUT**

	<u>SR</u>	
Monthly or more often	1	
Every 2-3 months	2	
Once or twice a year	3	
At least once in the last 2 years	4	
Don't know	5	

The next few questions are about marine parks off the coast of Queensland. The Coral Sea Marine Park lies in Australian waters directly beyond the Great Barrier Reef Marine Park. The Coral Sea Marine Park was established in 2012. It was then suspended by the incoming Federal Government in 2013. The protection zones within the marine park are currently inactive.

In contrast, the Great Barrier Reef Marine Park has been in place in its current form since 2004, with its protection zones in full operation since then.

ASK ALL QUALIFYING RESPONDENTS

B3. How important do you believe tourism to marine parks, such as those in place on the Great Barrier Reef and in the Coral Sea, is for the local economy? Would that be... SR
Very important 1
Important..... 2
Not important 3
Don't know 4
READ OUT 1-3

B4. To what extent do you agree or disagree that maintaining a reputation for unspoilt nature experiences in marine parks, such as those in place on the Great Barrier Reef and in the Coral Sea, is important for Queensland's tourism industry? Would that be... SR
Strongly agree 1
Agree 2
Disagree 3
Strongly disagree..... 4
Don't know 5
READ OUT 1-4

B5. The Federal Government is conducting a review of the Coral Sea Marine Park. Which of these two statements about the Coral Sea Marine Park comes closest to your own views? SR
READ OUT AND ROTATE 1-2
Protecting reefs and other important areas in the Coral Sea Marine Park as a green zone that provides sanctuary for marine life will boost business opportunities by enhancing the region's reputation among tourists..... 1
Or, a green zone in the Coral Sea Marine Park would lock out mums and dads from being able to fish and damage jobs in the Australian fishing industry..... 2
Don't know/neither 3

B6. To what extent do you agree or disagree with the following statement? SR
Strongly agree 1
Agree 2
Disagree 3
Strongly disagree..... 4
Don't know 5
Businesses, such as dive tour operators and game fishing charters, face uncertainty while the government's review of the Coral Sea Marine Park remains unresolved.
Would you say that you... **READ OUT 1-4**

B7. To what extent do you agree or disagree with the following statement? SR
Strongly agree 1
Agree 2
Disagree 3
Strongly disagree..... 4
Don't know 5
The health of the Great Barrier Reef and the Coral Sea are interlinked because they are located next to one another and protecting them both is important for their future and the tourism jobs that depend on them.
Would you say that you... **READ OUT 1-4**

B8. As part of the establishment of the Coral Sea Marine Park in 2012, the then Federal Government allocated funds to assist commercial fishers who were affected by the decision. SR
In favour 1
Opposed..... 2
Neither/ Don't know 3
Knowing that this fund is available to support affected commercial fishers, would you be in favour or opposed to the Federal Government re-instating the protection zones in the Coral Sea Marine Park?

ASK ALL THOSE WHO HAVE FISHED IN THE LAST TWO YEARS IE CODE 1 IN B1. OTHERS GO TO B12

- B9. How far offshore from the Queensland coast have you ever been to fish? SR
Would that be... **READ OUT 1-4**
- Less than 50 km 1
 - 50-150km 2
 - More than 150
but less than 250km 3
 - 250km or more 4
 - Have not fished
offshore in the past 2 years 5

- B10. The Great Barrier Reef Marine Park was established in 2004. SR
One third of the Park is a green zone. Anyone can enter a Marine Park green zone and participate in activities such as boating, swimming snorkelling and sailing, however, fishing and taking other items away such as shells and coral is not allowed.
- Increased your participation/ enjoyment..... 1
 - Reduced your participation/ enjoyment..... 2
 - Or, has there been no impact..... 3
 - Don't know 4

In your experience, has the establishment of these green zones affected your participation or enjoyment of fishing? Would you say it has...? **READ OUT 1-3**

- B11. How has the Great Barrier Reef Marine Park affected your spend on recreational fishing tackle, bait and boating associated equipment? Would you say that your spend has...? **READ OUT 1-3** SR
- Increased 1
 - Reduced..... 2
 - Or, that there
has been no impact..... 3
 - Don't know 4

ASK ALL QUALIFYING RESPONDENTS

- B12. Thinking about politics generally. Which political party do you tend to support or feel comes closest to representing your opinions? **READ OUT 1-4 AND ROTATE 1-3** SR
- Labor 1
 - LNP 2
 - The Greens..... 3
 - Or, some other party..... 4
 - None/ Don't know 5
 - Refused 6

Thank you very much for your help, as I said my name is ...(NAME).

4

Detailed Tabular Findings



Tables

The tables of findings are set out such that they include the following details:

Weight Sample (00s):

The number of completed interviews has been weighted to reflect the latest ABS population estimates. These estimates are shown in hundreds (00's). The percentages in the table are based on these weighted figures.

Weights:

This indicates that in order to reflect the latest ABS population estimates the data has been weighted by postcode, age and gender.

Filters (where applicable):

If the table is based on a subset of respondents then this will be titled as a Filter and accompanied by a description of the sample upon which the table is based.

Respondents:

These figures show the actual sample size, indicating the total number of respondents who were asked the relevant question.



Tables ...continued

Each question has been analysed by a series of demographic variables as follows:

SEX:

- Male
- Female

AGE:

- 18-24 years
- 25-34 years
- 35-49 years
- 50 years or older

POLITICAL PARTY SUPPORT:

- Labor
- CLP
- Green
- Other

FISHED LAST 2 YEARS:

- Yes
- No



Tables ...continued

FREQUENCY OF FISHING LAST 2 YEARS:

- Monthly or more often
- Less than monthly

GALAXY RESEARCH
TABLE 1 PANEL 1 *BY* B1. Activities done in last two years
BASE: WGHT SAMPLE ('00s)
WEIGHTS: Age by Gender/Postcode

	TOTAL	Gender		Age			Political party support				B1. Fished last 2 years		B2. Frequency of fishing	
		Male	Female	18-34	35-49	50+	Labor	LNP	Green	Other	Yes	No	Monthly	<Monthly
RESPONDENTS	400	191	209	70	123	207	94	109	60	49	169	231	41	128
WGHT SAMPLE ('00s)	1070	530	540	282	310	478	278	270	155	131	495	575	142	353
	100%	100%	100%	100%	100%	100%	100%	100%	100%	100%	100%	100%	100%	100%
B1. Activities done in last two years														
Fishing	495	297	198	162	177	156	142	123	59	60	495		142	353
	46%	56%	37%	57%	57%	33%	51%	46%	38%	46%	100%		100%	100%
Bike riding	442	231	211	128	168	146	107	133	79	41	249	193	63	187
	41%	44%	39%	45%	54%	31%	38%	49%	51%	32%	50%	33%	44%	53%
Hiking	427	217	210	131	137	160	93	111	75	55	238	189	42	196
	40%	41%	39%	46%	44%	34%	34%	41%	49%	42%	48%	33%	30%	55%
Swimming	719	329	390	208	231	280	209	182	103	74	388	332	95	292
	67%	62%	72%	74%	75%	59%	75%	67%	67%	57%	78%	58%	67%	83%
Played a team sport	244	135	109	97	95	52	72	72	26	10	176	68	50	126
	23%	25%	20%	34%	31%	11%	26%	27%	17%	8%	35%	12%	35%	36%
None of the above	151	62	89	16	32	102	27	33	16	34		151		
	14%	12%	16%	6%	10%	21%	10%	12%	11%	26%		26%		
TOTALS	2478	1271	1207	742	839	897	649	654	359	275	1546	933	391	1154
	232%	240%	223%	263%	271%	188%	234%	242%	232%	210%	312%	162%	276%	327%

GALAXY RESEARCH

TABLE 2

PANEL 1 *BY* B2. Frequency of fishing in past two years

BASE: WGHT SAMPLE ('00s)

WEIGHTS: Age by Gender/Postcode

FILTERS: B1. Activities done in last two years(Fishing)

	TOTAL	Gender		Age			Political party support				B1. Fished last 2 years	B2. Frequency of fishing	
		Male	Female	18-34	35-49	50+	Labor	LNP	Green	Other		Monthly	<Monthly
											Yes		
RESPONDENTS	169	99	70	40	68	61	44	46	21	21	169	41	128
WGHT SAMPLE ('00s)	495	297	198	162	177	156	142	123	59	60	495	142	353
	100%	100%	100%	100%	100%	100%	100%	100%	100%	100%	100%	100%	100%
B2. Frequency of fishing in past two years													
Monthly or more often	142 29%	112 38%	30 15%	62 38%	37 21%	43 27%	43 30%	25 20%	22 37%	14 24%	142 29%	142 100%	
Every 2-3 months	160 32%	87 29%	74 37%	54 34%	69 39%	38 24%	45 32%	40 33%	10 16%	22 38%	160 32%		160 45%
Once or twice a year	123 25%	69 23%	54 27%	30 19%	39 22%	54 35%	40 28%	37 30%	26 43%	5 8%	123 25%		123 35%
At least once in the last 2 years	70 14%	29 10%	41 20%	15 9%	33 19%	22 14%	14 10%	21 17%	2 4%	18 30%	70 14%		70 20%
TOTALS	495 100%	297 100%	198 100%	162 100%	177 100%	156 100%	142 100%	123 100%	59 100%	60 100%	495 100%	142 100%	353 100%

GALAXY RESEARCH

TABLE 3 PANEL 1 *BY* B3. Importance of tourism to marine parks is for local economy

BASE: WGHT SAMPLE ('00s)

WEIGHTS: Age by Gender/Postcode

	TOTAL	Gender		Age			Political party support				B1. Fished last 2 years		B2. Frequency of fishing	
		Male	Female	18-34	35-49	50+	Labor	LNP	Green	Other	Yes	No	Monthly	<Monthly
RESPONDENTS	400	191	209	70	123	207	94	109	60	49	169	231	41	128
WGHT SAMPLE ('00s)	1070	530	540	282	310	478	278	270	155	131	495	575	142	353
	100%	100%	100%	100%	100%	100%	100%	100%	100%	100%	100%	100%	100%	100%
B3. Importance of tourism to marine parks is for local economy														
Nett Important														
RESPONDENTS	387	183	204	68	120	199	91	106	60	47	161	226	39	122
WGHT SAMPLE ('00s)	1031	502	529	275	302	454	263	263	155	125	468	563	128	339
	96%	95%	98%	97%	98%	95%	95%	98%	100%	96%	95%	98%	91%	96%
Very important														
RESPONDENTS	803	395	407	190	227	385	195	218	133	84	351	451	93	259
WGHT SAMPLE ('00s)	75%	75%	75%	68%	73%	80%	70%	81%	86%	64%	71%	78%	65%	73%
Important														
RESPONDENTS	228	107	121	84	75	69	68	46	22	42	116	112	36	81
WGHT SAMPLE ('00s)	21%	20%	22%	30%	24%	14%	25%	17%	14%	32%	24%	19%	25%	23%
Not important														
RESPONDENTS	37	25	12	7	5	24	15	6		5	27	10	13	14
WGHT SAMPLE ('00s)	3%	5%	2%	3%	2%	5%	5%	2%		4%	5%	2%	9%	4%
Don't know														
RESPONDENTS	3	3			3							3		
WGHT SAMPLE ('00s)	0%	1%			1%							0%		
TOTALS	1070	530	540	282	310	478	278	270	155	131	495	575	142	353
	100%	100%	100%	100%	100%	100%	100%	100%	100%	100%	100%	100%	100%	100%

GALAXY RESEARCH

TABLE 4 PANEL 1 *BY* B4. Level of agreement that maintaining reputation of marine parks is important for Qld's tourism industry

BASE: WGHT SAMPLE ('00s)

WEIGHTS: Age by Gender/Postcode

	TOTAL	Gender		Age			Political party support				B1. Fished last 2 years		B2. Frequency of fishing	
		Male	Female	18-34	35-49	50+	Labor	LNP	Green	Other	Yes	No	Monthly	<Monthly
RESPONDENTS	400	191	209	70	123	207	94	109	60	49	169	231	41	128
WGHT SAMPLE ('00s)	1070	530	540	282	310	478	278	270	155	131	495	575	142	353
	100%	100%	100%	100%	100%	100%	100%	100%	100%	100%	100%	100%	100%	100%
B4. Level of agreement that maintaining reputation of marine parks is important for Qld's tourism industry														
Nett Agree														
RESPONDENTS	379	182	197	67	119	193	91	103	58	44	160	219	41	119
WGHT SAMPLE ('00s)	1020	508	512	272	301	447	268	257	151	118	473	547	142	332
	95%	96%	95%	96%	97%	94%	97%	95%	97%	91%	96%	95%	100%	94%
Strongly agree														
RESPONDENTS	769	358	411	208	227	333	212	189	131	77	350	419	102	248
WGHT SAMPLE ('00s)	72%	67%	76%	74%	73%	70%	76%	70%	85%	59%	71%	73%	72%	70%
Agree														
RESPONDENTS	251	150	101	64	73	114	56	68	19	42	123	128	39	84
WGHT SAMPLE ('00s)	23%	28%	19%	23%	24%	24%	20%	25%	13%	32%	25%	22%	28%	24%
Nett Disagree														
RESPONDENTS	14	6	8	2	4	8	2	3	1	3	7	7		7
WGHT SAMPLE ('00s)	3%	3%	4%	2%	3%	4%	2%	3%	1%	6%	3%	3%		4%
Disagree														
RESPONDENTS	23	12	11	7	7	9	5	7	2	3	12	11		12
WGHT SAMPLE ('00s)	2%	2%	2%	2%	2%	2%	2%	3%	1%	3%	2%	2%		3%
Strongly disagree														
RESPONDENTS	11	2	9		2	9				4	4	7		4
WGHT SAMPLE ('00s)	1%	0%	2%		1%	2%				3%	1%	1%		1%
Don't know														
RESPONDENTS	17	8	9	4		13	4	7	2	5	6	11		6
WGHT SAMPLE ('00s)	2%	2%	2%	1%		3%	1%	2%	1%	4%	1%	2%		2%
TOTALS	1070	530	540	282	310	478	278	270	155	131	495	575	142	353
	100%	100%	100%	100%	100%	100%	100%	100%	100%	100%	100%	100%	100%	100%

GALAXY RESEARCH

TABLE 5 PANEL 1 *BY* B5. Statement that comes closest to own view

BASE: WGHT SAMPLE ('00s)

WEIGHTS: Age by Gender/Postcode

	Gender		Age			Political party support				B1. Fished last 2 years		B2. Frequency of fishing		
	TOTAL	Male	Female	18-34	35-49	50+	Labor	LNP	Green	Other	Yes	No	Monthly	<Monthly
RESPONDENTS	400	191	209	70	123	207	94	109	60	49	169	231	41	128
WGHT SAMPLE ('00s)	1070	530	540	282	310	478	278	270	155	131	495	575	142	353
	100%	100%	100%	100%	100%	100%	100%	100%	100%	100%	100%	100%	100%	100%
B5. Statement that comes closest to own view														
Protecting reefs and other important areas in the Coral Sea Marine Park as a green zone that provides sanctuary for marine life will boost business opportunities by enhancing the region's reputation among tourists	802 75%	379 71%	424 78%	234 83%	236 76%	332 69%	232 84%	183 68%	141 91%	85 65%	364 73%	438 76%	101 72%	262 74%
A green zone in the Coral Sea Marine Park would lock out mums and dads from being able to fish and damage jobs in the Australian fishing industry	183 17%	106 20%	77 14%	32 11%	48 15%	104 22%	28 10%	71 26%	5 3%	30 23%	98 20%	85 15%	38 27%	60 17%
Don't know/neither	85 8%	45 9%	40 7%	16 6%	26 8%	42 9%	18 6%	16 6%	9 6%	16 12%	33 7%	51 9%	2 2%	31 9%
TOTALS	1070 100%	530 100%	540 100%	282 100%	310 100%	478 100%	278 100%	270 100%	155 100%	131 100%	495 100%	575 100%	142 100%	353 100%

GALAXY RESEARCH

TABLE 6 PANEL 1 *BY* B6. Level of agreement with statement that businesses face uncertainty

BASE: WGHT SAMPLE ('00s)

WEIGHTS: Age by Gender/Postcode

	TOTAL	Gender		Age			Political party support				B1. Fished last 2 years		B2. Frequency of fishing	
		Male	Female	18-34	35-49	50+	Labor	LNP	Green	Other	Yes	No	Monthly	<Monthly
RESPONDENTS	400	191	209	70	123	207	94	109	60	49	169	231	41	128
WGHT SAMPLE ('00s)	1070	530	540	282	310	478	278	270	155	131	495	575	142	353
	100%	100%	100%	100%	100%	100%	100%	100%	100%	100%	100%	100%	100%	100%
B6. Level of agreement with statement that businesses face uncertainty														
Nett Agree														
RESPONDENTS	289	135	154	49	92	148	77	76	42	34	123	166	33	90
WGHT SAMPLE ('00s)	776	380	396	204	231	341	230	191	109	90	363	413	117	246
	73%	72%	73%	72%	75%	71%	83%	71%	70%	69%	73%	72%	83%	70%
Strongly agree														
RESPONDENTS	202	96	106	39	58	106	47	61	19	28	89	113	43	46
WGHT SAMPLE ('00s)	19%	18%	20%	14%	19%	22%	17%	23%	12%	21%	18%	20%	30%	13%
Agree														
RESPONDENTS	574	284	290	166	173	235	183	129	90	62	274	300	74	199
WGHT SAMPLE ('00s)	54%	54%	54%	59%	56%	49%	66%	48%	58%	48%	55%	52%	53%	56%
Nett Disagree														
RESPONDENTS	80	45	35	14	23	43	16	26	14	12	36	44	4	32
WGHT SAMPLE ('00s)	211	117	94	53	58	100	44	62	35	34	103	108	13	90
	20%	22%	17%	19%	19%	21%	16%	23%	23%	26%	21%	19%	9%	26%
Disagree														
RESPONDENTS	189	108	81	46	55	87	38	57	33	30	91	98	11	80
WGHT SAMPLE ('00s)	18%	20%	15%	16%	18%	18%	14%	21%	21%	23%	18%	17%	8%	23%
Strongly disagree														
RESPONDENTS	22	9	13	7	3	13	6	4	2	3	12	10	2	10
WGHT SAMPLE ('00s)	2%	2%	2%	2%	1%	3%	2%	2%	1%	3%	2%	2%	1%	3%
Don't know														
RESPONDENTS	83	32	51	25	21	37	3	18	11	7	29	54	11	17
WGHT SAMPLE ('00s)	8%	6%	9%	9%	7%	8%	1%	7%	7%	5%	6%	9%	8%	5%
TOTALS	1070	530	540	282	310	478	278	270	155	131	495	575	142	353
	100%	100%	100%	100%	100%	100%	100%	100%	100%	100%	100%	100%	100%	100%

GALAXY RESEARCH

TABLE 7 PANEL 1 *BY* B7. Level of agreement with statement that health of both are interlinked
 BASE: WGHT SAMPLE ('00s)
 WEIGHTS: Age by Gender/Postcode

	TOTAL	Gender		Age			Political party support				B1. Fished last 2 years		B2. Frequency of fishing	
		Male	Female	18-34	35-49	50+	Labor	LNP	Green	Other	Yes	No	Monthly	<Monthly
RESPONDENTS	400	191	209	70	123	207	94	109	60	49	169	231	41	128
WGHT SAMPLE ('00s)	1070	530	540	282	310	478	278	270	155	131	495	575	142	353
	100%	100%	100%	100%	100%	100%	100%	100%	100%	100%	100%	100%	100%	100%
B7. Level of agreement with statement that health of both are interlinked														
Nett Agree														
RESPONDENTS	370	173	197	69	113	188	91	93	59	45	153	217	39	114
WGHT SAMPLE ('00s)	997	484	513	279	284	434	268	233	152	120	454	542	137	318
	93%	91%	95%	99%	92%	91%	97%	86%	98%	92%	92%	94%	96%	90%
Strongly agree														
RESPONDENTS	610	252	359	189	172	250	181	112	124	60	263	347	77	186
WGHT SAMPLE ('00s)	57%	47%	66%	67%	55%	52%	65%	42%	80%	46%	53%	60%	54%	53%
Agree														
RESPONDENTS	386	232	154	90	112	184	86	121	28	60	191	195	60	132
WGHT SAMPLE ('00s)	36%	44%	28%	32%	36%	38%	31%	45%	18%	46%	39%	34%	42%	37%
Nett Disagree														
RESPONDENTS	24	15	9	1	9	14	1	15	1	4	13	11	1	12
WGHT SAMPLE ('00s)	58	37	21	3	24	31	3	35	3	11	32	26	3	29
	5%	7%	4%	1%	8%	6%	1%	13%	2%	8%	6%	5%	2%	8%
Disagree														
RESPONDENTS	42	25	17	3	18	20	3	25		8	25	17		25
WGHT SAMPLE ('00s)	4%	5%	3%	1%	6%	4%	1%	9%		6%	5%	3%		7%
Strongly disagree														
RESPONDENTS	16	12	4		5	11		9	3	2	7	9	3	4
WGHT SAMPLE ('00s)	2%	2%	1%		2%	2%		3%	2%	2%	1%	2%	2%	1%
Don't know														
RESPONDENTS	16	9	7		2	13	7	2			9	7	2	7
WGHT SAMPLE ('00s)	1%	2%	1%		1%	3%	2%	1%			2%	1%	2%	2%
TOTALS	1070	530	540	282	310	478	278	270	155	131	495	575	142	353
	100%	100%	100%	100%	100%	100%	100%	100%	100%	100%	100%	100%	100%	100%

GALAXY RESEARCH

TABLE 8 PANEL 1 *BY* B8. Opinion on Federal Govt re-instating protection zones in Coral Sea Marine Park

BASE: WGHT SAMPLE ('00s)

WEIGHTS: Age by Gender/Postcode

	TOTAL	Gender		Age			Political party support				B1. Fished last 2 years		B2. Frequency of fishing	
		Male	Female	18-34	35-49	50+	Labor	LNP	Green	Other	Yes	No	Monthly	<Monthly
RESPONDENTS	400	191	209	70	123	207	94	109	60	49	169	231	41	128
WGHT SAMPLE ('00s)	1070	530	540	282	310	478	278	270	155	131	495	575	142	353
	100%	100%	100%	100%	100%	100%	100%	100%	100%	100%	100%	100%	100%	100%
B8. Opinion on Federal Govt re-instating protection zones in Coral Sea Marine Park														
In favour	775	379	396	237	226	312	216	164	139	84	363	412	108	255
	72%	72%	73%	84%	73%	65%	78%	61%	90%	64%	73%	72%	76%	72%
Opposed	164	93	70	19	33	112	45	67	4	26	74	90	21	53
	15%	18%	13%	7%	11%	23%	16%	25%	3%	20%	15%	16%	15%	15%
Neither/Don't know	132	57	74	26	51	54	16	38	11	20	58	73	13	46
	12%	11%	14%	9%	17%	11%	6%	14%	7%	15%	12%	13%	9%	13%
TOTALS	1070	530	540	282	310	478	278	270	155	131	495	575	142	353
	100%	100%	100%	100%	100%	100%	100%	100%	100%	100%	100%	100%	100%	100%

GALAXY RESEARCH

TABLE 9

PANEL 1 *BY* B9. Distance from Qld coast been to fish

BASE: WGHT SAMPLE ('00s)

WEIGHTS: Age by Gender/Postcode

FILTERS: B1. Activities done in last two years(Fishing)

	TOTAL	Gender		Age			Political party support				B1. Fished last 2 years	B2. Frequency of fishing	
		Male	Female	18-34	35-49	50+	Labor	LNP	Green	Other		Monthly	<Monthly
													Yes
RESPONDENTS	169	99	70	40	68	61	44	46	21	21	169	41	128
WGHT SAMPLE ('00s)	495	297	198	162	177	156	142	123	59	60	495	142	353
	100%	100%	100%	100%	100%	100%	100%	100%	100%	100%	100%	100%	100%
B9. Distance from Qld coast been to fish													
Nett Less than 250km													
RESPONDENTS	144	89	55	33	59	52	40	44	14	16	144	33	111
WGHT SAMPLE ('00s)	423	271	152	138	154	130	124	118	42	47	423	113	309
	85%	91%	77%	85%	87%	83%	88%	96%	70%	79%	85%	80%	88%
Less than 50 km													
	237	140	97	75	95	66	76	62	29	25	237	50	187
	48%	47%	49%	46%	54%	42%	53%	50%	49%	41%	48%	35%	53%
50-150km													
	159	109	51	53	51	55	45	51	8	19	159	54	105
	32%	37%	26%	33%	29%	35%	31%	42%	13%	33%	32%	38%	30%
More than 150 but less than 250km													
	27	22	4	10	8	9	4	5	5	3	27	10	17
	5%	8%	2%	6%	5%	6%	3%	4%	8%	5%	5%	7%	5%
250km or more													
	37	19	18	7	13	18	12	6	10	5	37	22	15
	8%	7%	9%	4%	7%	11%	8%	4%	17%	8%	8%	16%	4%
Have not fished offshore in the past 2 years													
	35	7	29	17	9	9	6		8	8	35	6	29
	7%	2%	14%	11%	5%	5%	4%		13%	13%	7%	4%	8%
TOTALS	495	297	198	162	177	156	142	123	59	60	495	142	353
	100%	100%	100%	100%	100%	100%	100%	100%	100%	100%	100%	100%	100%

GALAXY RESEARCH

TABLE 10 PANEL 1 *BY* B10. How green zones have affected participation or enjoyment of fishing

BASE: WGHT SAMPLE ('00s)

WEIGHTS: Age by Gender/Postcode

FILTERS: B1. Activities done in last two years(Fishing)

	TOTAL	Gender		Age			Political party support				B1. Fished last 2 years	B2. Frequency of fishing	
		Male	Female	18-34	35-49	50+	Labor	LNP	Green	Other		Monthly	<Monthly
											Yes		
RESPONDENTS	169	99	70	40	68	61	44	46	21	21	169	41	128
WGHT SAMPLE ('00s)	495	297	198	162	177	156	142	123	59	60	495	142	353
	100%	100%	100%	100%	100%	100%	100%	100%	100%	100%	100%	100%	100%
B10. How green zones have affected participation or enjoyment of fishing													
Increased your participation/enjoyment	56 11%	47 16%	8 4%	9 6%	18 10%	28 18%	22 15%	10 8%	17 29%	7 12%	56 11%	22 16%	34 10%
Reduced your participation/enjoyment	58 12%	53 18%	5 2%	22 14%	13 7%	23 15%	13 9%	23 19%	7 12%	4 7%	58 12%	21 15%	37 10%
Or, has there been no impact	377 76%	192 65%	185 93%	130 81%	146 82%	101 65%	103 73%	91 73%	35 59%	48 80%	377 76%	98 69%	279 79%
Don't know	4 1%	4 1%				4 3%	4 3%				4 1%		4 1%
TOTALS	495 100%	297 100%	198 100%	162 100%	177 100%	156 100%	142 100%	123 100%	59 100%	60 100%	495 100%	142 100%	353 100%

GALAXY RESEARCH

TABLE 11 PANEL 1 *BY* B11. How marine park has affected spend on fishing equipment

BASE: WGHT SAMPLE ('00s)

WEIGHTS: Age by Gender/Postcode

FILTERS: B1. Activities done in last two years(Fishing)

	TOTAL	Gender		Age			Political party support				B1. Fished last 2 years	B2. Frequency of fishing	
		Male	Female	18-34	35-49	50+	Labor	LNP	Green	Other		Monthly	<Monthly
											Yes		
RESPONDENTS	169	99	70	40	68	61	44	46	21	21	169	41	128
WGHT SAMPLE ('00s)	495	297	198	162	177	156	142	123	59	60	495	142	353
	100%	100%	100%	100%	100%	100%	100%	100%	100%	100%	100%	100%	100%
B11. How marine park has affected spend on fishing equipment													
Increased	54 11%	39 13%	16 8%	23 14%	10 6%	22 14%	23 16%	7 5%	13 22%	5 8%	54 11%	32 22%	23 6%
Reduced	33 7%	27 9%	6 3%	12 7%	11 6%	11 7%	6 4%	7 6%	2 4%	13 21%	33 7%	5 3%	29 8%
Or, that there has been no impact	407 82%	231 78%	177 89%	128 79%	156 89%	123 79%	113 80%	110 89%	44 74%	42 71%	407 82%	105 74%	302 86%
TOTALS	495 100%	297 100%	198 100%	162 100%	177 100%	156 100%	142 100%	123 100%	59 100%	60 100%	495 100%	142 100%	353 100%

GALAXY RESEARCH
TABLE 12 PANEL 1 *BY* B12. Political party leaning
BASE: WGHT SAMPLE ('00s)
WEIGHTS: Age by Gender/Postcode

	TOTAL	Gender		Age			Political party support				B1. Fished last 2 years		B2. Frequency of fishing	
		Male	Female	18-34	35-49	50+	Labor	LNP	Green	Other	Yes	No	Monthly	<Monthly
RESPONDENTS	400	191	209	70	123	207	94	109	60	49	169	231	41	128
WGHT SAMPLE ('00s)	1070	530	540	282	310	478	278	270	155	131	495	575	142	353
	100%	100%	100%	100%	100%	100%	100%	100%	100%	100%	100%	100%	100%	100%
B12. Political party leaning														
Labor	278	127	151	85	79	113	278				142	135	43	99
	26%	24%	28%	30%	26%	24%	100%				29%	24%	30%	28%
LNP	270	148	122	44	80	147		270			123	147	25	98
	25%	28%	23%	15%	26%	31%		100%			25%	25%	18%	28%
The Greens	155	71	84	45	45	65			155		59	95	22	38
	14%	13%	15%	16%	15%	14%			100%		12%	17%	15%	11%
Or, some other party	131	74	57	42	36	53					60	71	14	45
	12%	14%	11%	15%	12%	11%					12%	12%	10%	13%
None/ Don't know	204	92	112	67	65	72					103	101	35	68
	19%	17%	21%	24%	21%	15%					21%	17%	25%	19%
Refused	34	19	15		5	29					7	26	3	5
	3%	4%	3%		2%	6%					1%	5%	2%	1%
TOTALS	1070	530	540	282	310	478	278	270	155	131	495	575	142	353
	100%	100%	100%	100%	100%	100%	100%	100%	100%	100%	100%	100%	100%	100%



For enquiries please contact
Julie Harris at Galaxy Research

P +61 2 9406 5800